

# Kofax Partner Portal


## How to Access the Partner Portal and Important Marketing Assets

### ➤ Kofax Partner Portal Access Request

If you do not already have access, go to <https://www.kofax.com/partners/partner-portal-request-form> and complete the form.

### ➤ Login to the Kofax Partner Portal

After you've registered, login to the Partner Portal at <https://partner.kofax.com/>. Bookmark this link for future visits. Please note there will be a **.kofax(x)** at the end of your email username. You must use the full username for access.



### ➤ Important Links

From the landing page, you can access additional resources such as:


- The **Kofax Democenter** has technical product videos
- The **Kofax Electronic Fulfillment** link will take you to the product download site
- The **Productivity Deal Registration** site is also available here

**Important Links:**

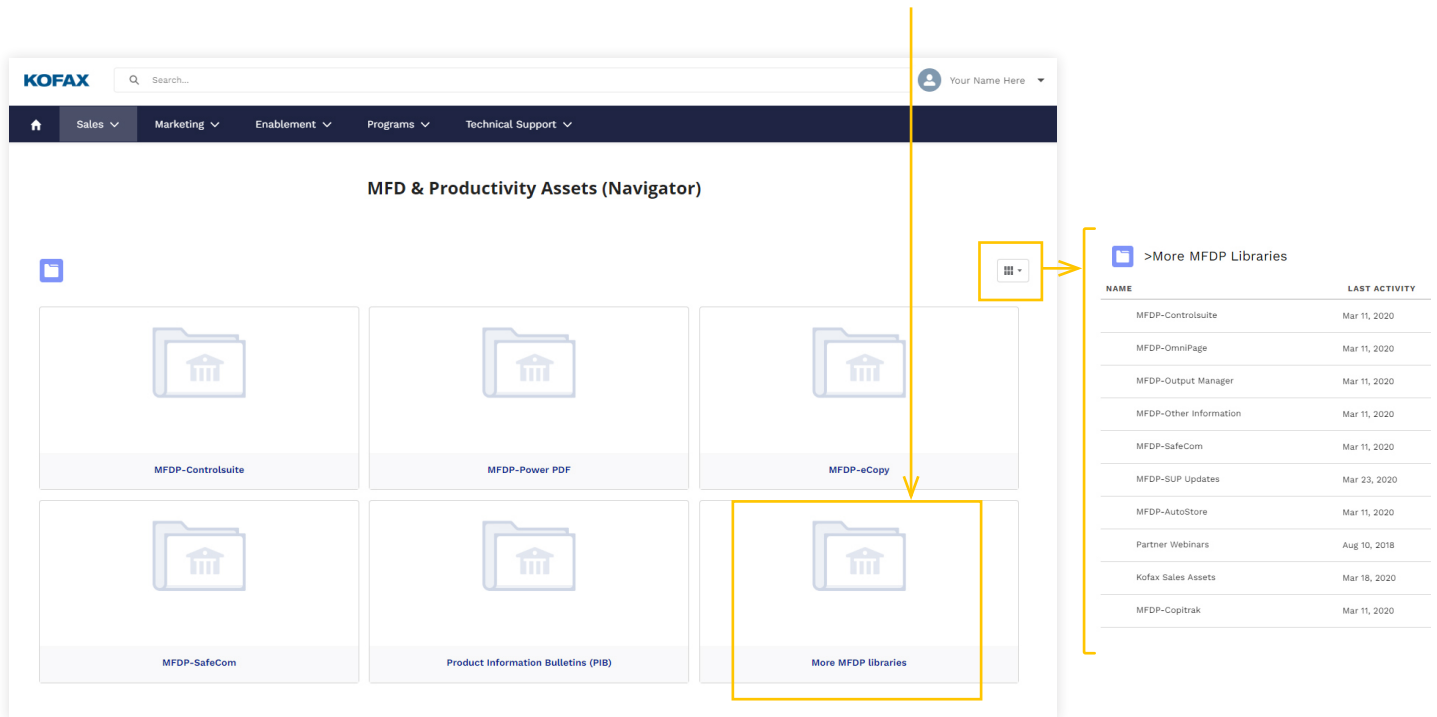
- SmartHub
- Kofax Democenter
- Kofax Advantage
- Productivity Deal Reg
- Marketing Campaigns in a Box
- Case Studies
- Kofax Electronic Fulfillment
- Frequently Asked Questions

## Kofax MFDP Marketing Assets

To access the Kofax MFDP marketing assets, click on the **Sales** menu from the top navigation bar and select **MFD & Productivity Assets (Navigator)**. You may also use this link: <https://partner.kofax.com/s/mfdp>.



From here, a folder view of the assets will appear. To see all assets, select the **More MFDP libraries** folder on the bottom right and then choose the **List** view via the icon on the upper right side of the page. This will expose all the MFDP assets available to you.



WORK LIKE TOMORROW.™

FOR INTERNAL AND PARTNER USE ONLY